

MANUAL

LED Magnifier

Model 3R-SMOLIA-TZC

- TOUCH
- ZOOM
- RECHARGEABLE



- Accessories**
- Bag
 - USB Cable
 - Cleaning cloth

SAFETY INFORMATION

- ⚠ WARNING**
- ⊘ Do not leave or use the magnifier under direct sunlight which may cause a fire.
 - ⊘ Do not watch the sunlight through the lens which may damage your eyes.
 - ⊘ Keeping the magnifier away from children.
 - ⊘ Do not look steadily at LED light which is bad for your eyes.
 - ⊘ Keeping magnifier away from fire which may cause battery explosion.

- ⚠ ATTENTION**
- ⊘ Do not charge or touch USB port with wet hand which may cause electric shock.
 - ⊘ Do not over charge the battery.
 - ⊘ Do not put cleaning cloth into alcohol or other organic solvent.
 - ❗ Please keep magnifier in bag after using for better protection.

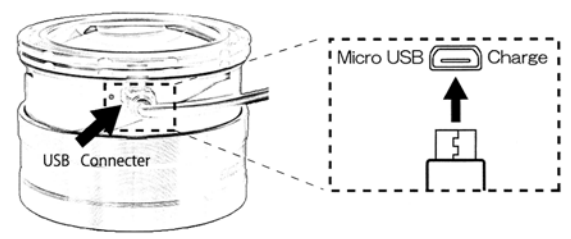
CHARGING

1 First step, rotating the silver circle to rise up the lens.



2 Then connecting the plug and magnifier with cable.

※This product is not including AC Adapter



3 If the battery is full of charge the lamp will turn to green, red means it is charging.



※You can use it when it is charging at the same time.

※Please charge it when you feel the LED light is not bright enough.

SPECIFICATION

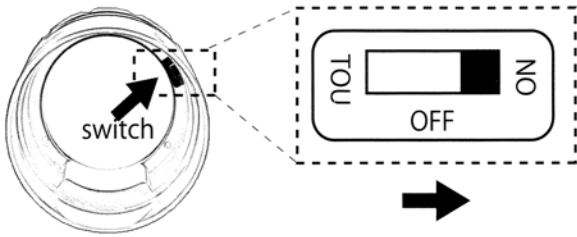
Lens size	Diameter 69mm
Magnification	About 3 times
Light	White LED*3
Power	Lithium Polymer battery (DC3.7V 180mAh)
Charging Time	About 2H
Working Time	About 3H
InPut	MicroUSB (DC5V 2A below)
Size	Diameter 92mm Height 50mm~71mm
Weight	186g
Color	3R-SMOLIA-TZCGD GOLD 3R-SMOLIA-TZCGY GREY 3R-SMOLIA-TZCPK PINK 3R-SMOLIA-TZCSL SILVER

■When the magnifier needs to be discarded
Please take out the battery and put it in battery recycle bin for environmental protection.

USING INFORMATION

Keep the LED light lighting always

1 Sliding the switch to [ON] as picture below .

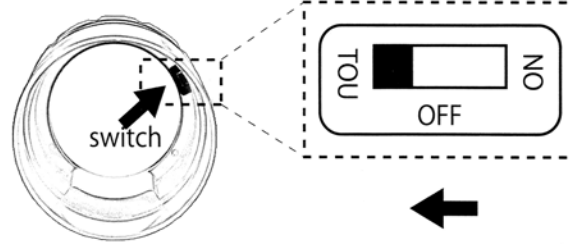


2 The light will be lighting aways.

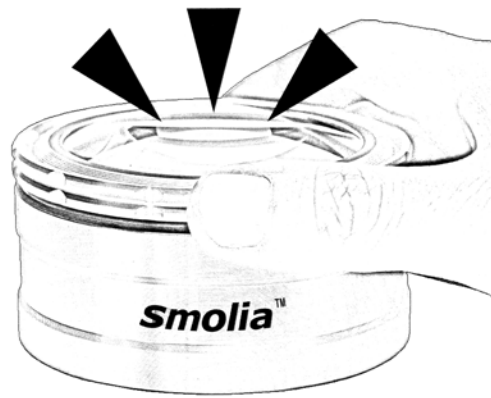


Turn on/off LED light by touching

1 Sliding the switch to [TOU] as picture below.




2 Touch the silver circle to turn on the light, touch agian to turn off the light.



Changing Magnification

1 Rotating the silver circle to rise up the lens.



2 The magnification will be chaged.



※About magnification

The magnification will be chaged as long as the focus distance changed.